

Standard Construction and Materials

FRAME: .081" thk. (nominal) extruded aluminum, 6063-T52/T6 alloy.

BLADE: .081" thk. (nominal) extruded aluminum, 6063-T52/T6 alloy. Blades are approximately 4" on centers.

LOUVER FACE: Full width sill with drain head and non-drain insulated airfoil blades contained within jambs.

BEARINGS: Celcon bearing materials so that there will be no metal to metal friction.

LINKAGE: Extruded aluminum, concealed in the channel out of the airstream. Pivots are .50" dia. machined steel. Plated steel pivots rotate in a Celcon bearing. A 5/16" dia. aluminum linkage rod is locked to the pivot by a 1/4 - 20 set screw with epoxy locking patch.

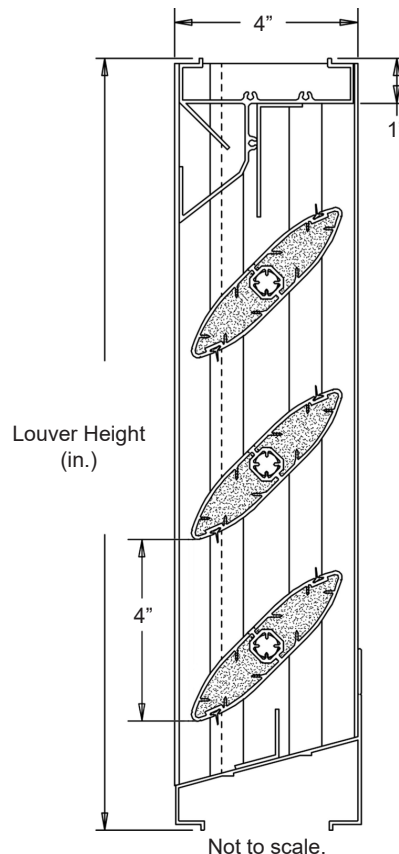
SHAFTS: 1/2" dia aluminum "Pin-Lock" rod.

SEALS: Extruded silicone rubber seals at blade edge. Polycarbonate at jambs.

SCREEN: (When indicated, in a removable frame)

- or- 1/2" flattened aluminum, .051" thk., .063" dia.,
- or- 1/2" sq. mesh intermediate double crimped aluminum wire, .063" dia.,
- or- 1 3/8" aluminum mesh insect screen, .011" dia.

FINISH: Mill.



Options

Finishes - Enamels, Epoxies, etc.

Other screens are available.

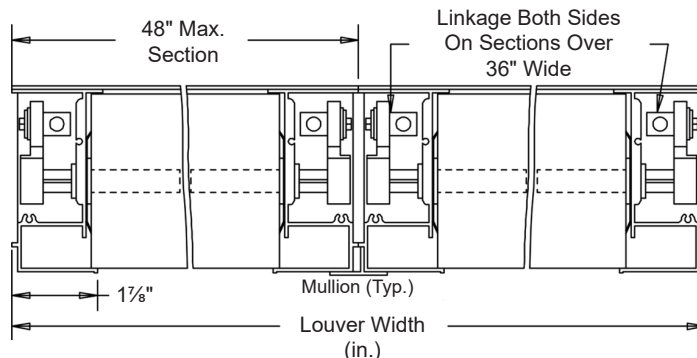
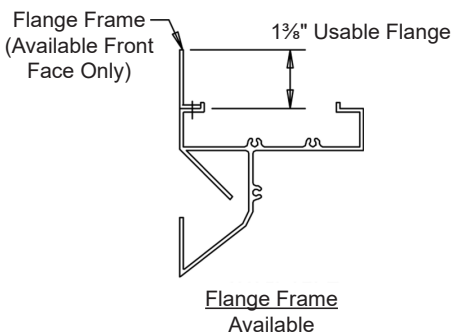
Actuators - Electric, Pneumatic, Manual, etc.

Notes

1. Nominal deductions will be made to the opening sizes given.
2. Approximate shipping weight is 7.0 lbs./sq.ft.

Louver Sizes

Min Panel	Max Single Panel
12"W x 12"H	48"W x 96"H



<u>Item #</u>	<u>Qty</u>	<u>Width</u>	<u>Height</u>	<u>Width</u>	<u>Height</u>	<u>Mullion</u>	<u>Type</u>	<u>Location</u>		
		<u>Opening Size</u>		<u>Louver Size</u>			<u>Screens</u>			
<u>Arch. / Eng.:</u>						<u>EDR:</u>		<u>ECN:</u>		<u>Job:</u>
<u>Contractor:</u>										
<u>Project:</u>						<u>Date:</u>		<u>DWN:</u>		<u>DWG:</u>

In the interest of product development, Cesco Products reserves the right to make changes without notice.



450 Riverside Dr • Wyalusing PA, 18853
 Phone: 570-746-1888 • Fax: 570-746-9286
 www.cescoproducts.com

Free Area Table

		Free Area (sq. ft.)						
		Width (in.)						
		12"	18"	24"	30"	36"	42"	48"
Height (in.)	12"	.13	.22	.31	.40	.49	.59	.68
	24"	.46	.79	1.13	1.46	1.80	2.13	2.46
	36"	.79	1.37	1.95	2.52	3.10	3.67	4.25
	48"	1.13	1.94	2.76	3.58	4.40	5.22	6.04
	60"	1.46	2.52	3.58	4.64	5.70	6.76	7.82
	72"	1.79	3.10	4.40	5.70	7.01	8.31	9.61
	84"	2.13	3.67	5.22	6.76	8.31	9.85	11.40
	96"	2.46	4.25	6.03	7.82	9.61	11.40	13.19